
	<h1>IMMAM SHAFII</h1>		
<b>REGION: MARA</b>	<b>SCHOOL AVERAGE: 132.0</b>	<b>CATEGORY</b>	<b>BELOW 40</b>
<b>DISTRICT: MUSOMA</b>		<b>CANDIDATES</b>	<b>23</b>
<b>SUBJECT PERFORMANCE ANALYSIS</b>			

SUBJECT NAME	AVG	%	RNK
KISWAHILI	35.1	70%	1
ENGLISH	26.9	54%	2
MATHEMATICS	23.3	47%	3
SOCIAL STUDIES	23.1	46%	4
SCIENCE	21.8	44%	5

BOYS/GIRLS PASS RATE	STD	AVG	%
BOYS	14	26.0	52%
GIRLS	9	27.0	54%


  

GRADE ANALYSIS SUMMARY					
SUBJECT NAME/GRADE	A	B	C	D	F
MATHEMATICS	1	5	11	6	0
KISWAHILI	4	14	5	6	0
ENGLISH	0	8	9	6	0
SCIENCE	0	3	9	1	1
SOCIAL STUDIES	0	3	12	7	1


  

OVERALL GRADE ANALYSIS			
OVERALL GRADE ANALYSIS	NO.	SEATED	%
A	0	23	0%
B	4		17%
C	14		61%
D	5		22%
F	0		0%

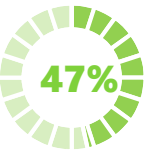
  



**54%**  
ENGLISH




**70%**  
KISWAHILI

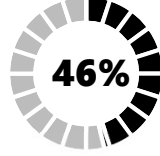


**47%**  
MATHS





**44%**  
SCIENCE








**46%**  
SOCIAL STUDIES

BOY'S VS GIRLS' PASSRATE (%)	
 <p><b>52%</b></p>	 <p><b>54%</b></p>

OVERALL GRADE ANALYSIS (%)				
 <b>0%</b>	 <b>17%</b>	 <b>61%</b>	 <b>22%</b>	 <b>0%</b>
A	B	C	D	F

INDEX	NAME	SEX	MATHEMATICS		KISWAHILI		ENGLISH		SCIENCE		SOCIAL STUDIES		TOTAL	AVERAGE	OVR GRADE	SCH POSITION	OVERALL POSITION
1	STIVIN K. PIUS	M	36	B	40	B	38	B	38	B	32	B	184	37	B	1	2093
2	NASRI ALFAN URIO	M	44	A	35	B	37	B	35	B	25	C	176	35	B	2	2530.5
3	ADNAN S. SHAKURU	M	31	B	37	B	36	B	34	B	32	B	170	34	B	3	2823.5
4	SALMA R. ABDALLAH	F	32	B	42	A	39	B	23	C	29	C	165	33	B	4	3067
5	MAIMUNA M. RAJABU	F	28	C	35	B	29	C	28	C	32	B	152	30	C	5	3651
6	NASMA S. MOHAMED	F	33	B	41	A	31	B	21	C	24	C	150	30	C	6	3740.5
7	NABEEL NASSOUR	M	21	C	34	B	37	B	24	C	29	C	145	29	C	8	3937.5
8	RAJABU SHAABAN	M	22	C	38	B	35	B	22	C	28	C	145	29	C	8	3937.5
9	SUMAIYA I. RAJABU	F	25	C	42	A	32	B	23	C	22	C	144	29	C	9	3974
10	ABDUL-RAHIM J. SADICK	M	14	D	35	B	28	C	28	C	29	C	134	27	C	11	4284.5
11	YASIR IBRAHIM	M	34	B	37	B	21	C	23	C	19	D	134	27	C	11	4284.5
12	TATU WILLIAM	F	28	C	43	A	25	C	15	D	23	C	134	27	C	11	4284.5
13	ELIZABETH SAMWEL	F	26	C	30	C	27	C	21	C	29	C	133	27	C	13	4317
14	SULEIMAN SAID	M	20	D	35	B	29	C	20	D	28	C	132	26	C	14	4347.5
15	FATMA HUSSEIN	F	25	C	35	B	23	C	20	D	24	C	127	25	C	15	4480.5
16	HUSSEIN YASSIN	M	22	C	37	B	20	D	20	D	22	C	121	24	C	16	4619
17	JOHARI YUSUPH	F	29	C	27	C	20	D	17	D	15	D	108	22	C	17	4821
18	ALLY PHILIMON	M	23	C	30	C	22	C	20	D	11	D	106	21	C	18	4843
19	KHADIJA RAJABU	F	16	D	27	C	24	C	15	D	20	D	102	20	D	19	4887
20	SAIDI K. HUSSEIN	M	12	D	35	B	19	D	16	D	19	D	101	20	D	20	4897
21	ABUBAKARI SELEMAN	M	11	D	32	B	18	D	20	D	18	D	99	20	D	21	4916.5
22	ABDUL- QADIR J. IDDI	M	26	C	30	C	16	D	12	D	11	D	95	19	D	22	4941.5

INDEX	NAME	SEX	MATHEMATICS		KISWAHILI		ENGLISH		SCIENCE		SOCIAL STUDIES		TOTAL	AVERAGE	OVR GRADE	SCH POSITION	OVERALL POSITION
23	SHABAN SAID	M	18	D	31	B	12	D	7	F	10	F	78	16	D	23	5025